









Mims Park Nature Trails

Legend

-  Accessible Route (Hardened Surface)
-  Natural Surface Loop Trail (0.8 mi)
-  Natural Surface Connector Trail
-  Natural Surface Trailhead
-  "The Springs" Loop (Natural Surface)
-  Public Parking
-  Accessible Trailhead
-  Natural Surface Trailhead

Note: Natural Surface trails and trailhead may be slippery and uneven terrain, not suitable for all users. Please refrain from using the trails during/after large rain or snowfall events.

